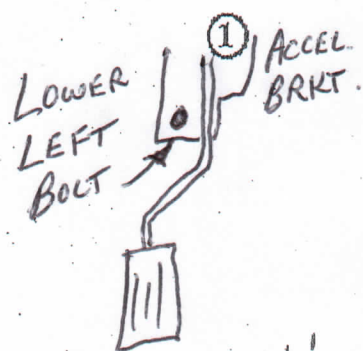


Automobility Vehicle Documentation Form AM-310-B
Vehicle Information Data:

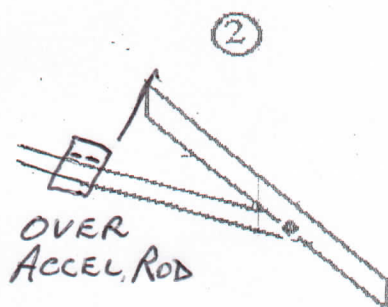
Make MITSUBISHI Model ECLIPSE Year 2006/09

Hand Control Model # 21221

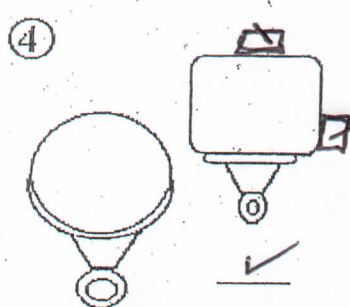
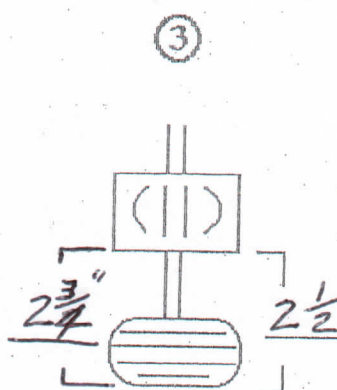
- Notes:
- RIGHT OFFSET LOWER BRAKE ARM.
 - TILT STEERING TO FULL UPRIGHT POSITION.
 - CAMLOCKS: ONE ON TOP, AGAINST THE GUAGES
: ONE ON RIGHT SIDE, BETWEEN IGNITION SWITCH AND THE DASH.
 - PLACE EXTRA RUBBER PAD UNDER TOWER, VERTICAL FROM STEERING WHEEL TOWARDS BRAKE PEDAL.



Retention Strap???

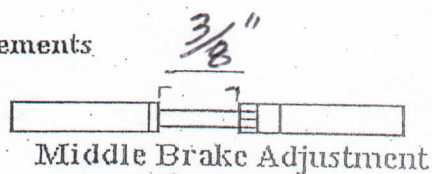


Throttle Block

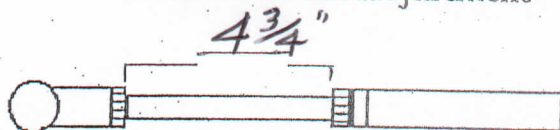


Draw in position of camlock

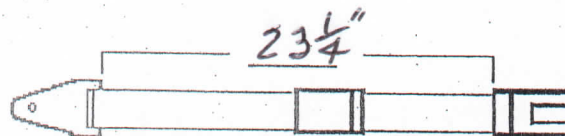
Enter measurements in blanks.



Middle Brake Adjustment



Accelerator Arm Adjustment



Accelerator Retention Strap

